

SHR 800

Heat Recovery Ventilator



STANDARD FEATURES

- Premium aluminum cell
- Fans with backward curved blades
- Dual service doors & Reversible electrical box
- Push-pull configuration
- External electrical box
- Electrostatic filters
- Removable screw terminal for easy connection
- Full length drain pan
- Outdoor ducts on the same side

OPTIONS & CONTROLS

- MERV6 rated filters
- Compatible with all Fantech HRV controls
- CO2 sensor
- Shut off damper



Job Name:		
Job Location:		
Job Reference Number:		
Unit Reference Number:		
Engineer:		
Distributor:		
Contractor:		
For Reference:	For Approval:	For Construction:
Submitted by:		Date:
Address:		
Tel:	Fax:	Email:
Notes:		

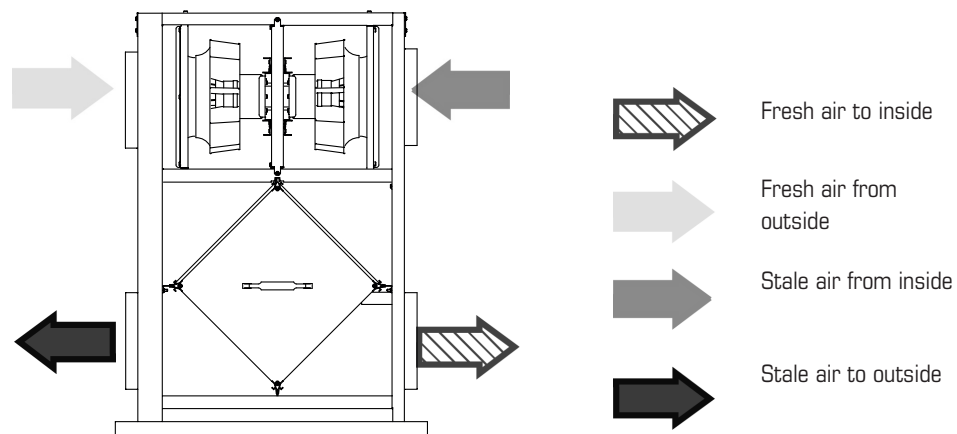
United States 10048 Industrial Blvd. • Lenexa, KS 66215 • 1.800.747.1762 • www.fantech.net
Canada 50 Kanalfakt Way • Bouctouche, NB E4S 3M5 • 1.800.565.3548 • www.fantech.net

Fantech reserves the right to make technical changes.
For updated documentation please refer to www.fantech.net



Descriptions

Cabinet:	22 gauge G90 galvanized steel sheet coated with baked powder paint, insulated with 1 in. (25 mm) fiberglass with FSK facing and 2 in. (50 mm) of foil-faced high density polystyrene foam on the outdoor air side for condensation control.
Blowers:	Two maintenance-free Ebm-Papst™ backward inclined motorized impellers with permanently lubricated sealed ball bearings and (TOP) thermal overload protected.
Heat recovery core:	The heat recovery cores are fixed plate cross-flow heat exchanger using aluminum alloy 1100 and capable of transferring sensible heat between air streams. The heat recovery cores are engineered with a turbulence inducing geometry in order to maximize heat transfer while allowing an effective evacuation of condensate. The plates are hemmed to avoid cross-contamination of airstreams.
Filters:	The exhaust and fresh air streams are protected by MERV1 washable filters constructed to meet UL 900. Optional MERV6 filters are direct replacement to the MERV1. Use of MERV6 filters will add an additional system pressure of 0.76 in.wg (190) Pa at 800 cfm (378 l/s). Additional MERV Rated filters available upon request.
Controls:	External three (3) position (Low / Standby / High) rocker switch that will offer continuous ventilation. Compatible with all Fantech HRV wall controls.
Frost control:	A preset frost control sequence is initiated if the outdoor temperature falls below the set point of 23°F (-5°C). During the initial stage, the supply blower shuts down & the exhaust blower switches into high speed to eliminate frost build-up in the core. The unit then returns to normal operation for the final stage of the frost control sequence at which time the sequence is repeated if the outdoor air temperatures is still below the set point.
Serviceability:	Cores, filters and drain pan can be accessed easily from both sides of the HRV from hinged access panels. Cores conveniently slide out with only 15" (380 mm) clearance. Blowers can be accessed from both side of the HRV from fastened access panels. Blowers are easily removed by taking off the access panel and sliding the motor plates out of the HRV. A quick connect allows for fast inspection of blowers.
Mounting:	Unit may be suspended by using threaded rod, not supplied, or placed on a platform. Unit shall be adaptable for easy service of electrical components.
Warranty:	The heat recovery ventilator is warranted to be free from defect in material, workmanship and all parts for a period of 3 years from the purchase date. The heat recovery core is warranted to be free from defects in material and workmanship for a lifetime period under circumstances of normal use.

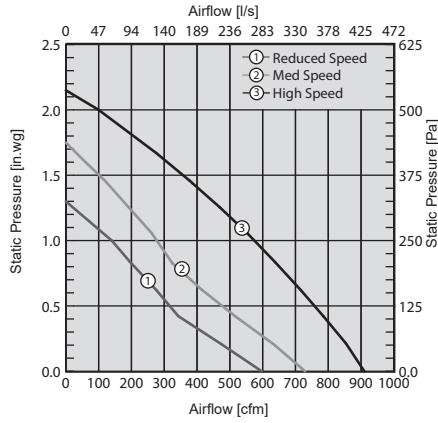


Specifications

- Volts: 120V
- Phase: Single
- Amperage: 5.3 Amps Total
- Blowers (x2): 115V, 60Hz, 2.7 Amps

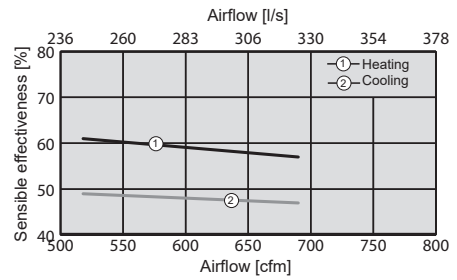
- Weight: 158 Lbs (90 Kg)
- Shipping Weight: 228 Lbs (103 Kg)
- Shipping Dim.: 28 x 42 x 38" (974 x 1041 x 946mm)

Ventilation Performance

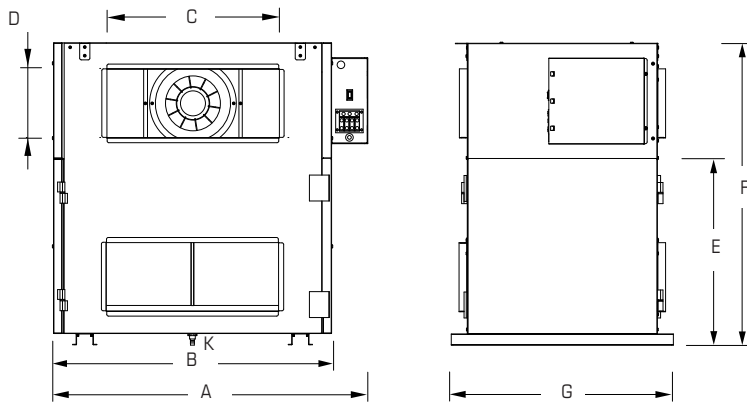


Energy Performance

	Supply temperature		Net airflow		Net Effectiveness	
	°F	°C	cfm	L/s	Sensible	Total
					%	%
Heating	35	1.7	690	326	57	37
	35	1.7	518	244	61	40
Cooling	95	35	690	326	47	18
	95	35	518	244	49	19



Dimensions



Model	A		B		C		D		E		F		G		K	
	in	mm	in	mm	in	mm	in	mm	in	mm	in	mm	in	mm	in	mm
SHR 800	36 1/2	927	32 3/16	818	21 1/8	537	7 15/16	202	21 1/2	546	35	889	25 3/4	654	1/2	13

United States 10048 Industrial Blvd. • Lenexa, KS 66215 • 1.800.747.1762 • www.fantech.net
 Canada 50 Kanalfakt Way • Bouctouche, NB E4S 3M5 • 1.800.565.3548 • www.fantech.net

Fantech reserves the right to make technical changes.
 For updated documentation please refer to www.fantech.net

