

# SH 704

## Heat Recovery Ventilator

Product #: 40356



Fantech's smallest and most compact side duct connection HRV, the SH 704 unit brings a continuous supply of fresh air into a home while exhausting an equal amount of contaminated air. During winter, fresh incoming air is tempered by the heat that is transferred from the outgoing air so you save on energy costs, while during summer, the incoming air is pre-cooled if the house is equipped with an air cooling system. The SH 704 is equipped with automatic defrost mechanisms so you can use your HRV all year long.

### Features

- Super Compact Size
- Includes Easy-Mount Wall Bracket
- Aluminum Heat Recovery Core
- No Balancing Required
- Easy Access Service Door
- 3' (914mm) Plug-in Power Cord
- Automatic Exhaust Defrost Allows Units to Always Stay in Ventilation Mode
- Only 25 lbs (11 kg)
- Electrostatic Filters (washable)
- Easy Core Guide Channels For Removing Core
- Single Speed Ventilation

### Accessories

- FTD 7 – 7 Day Digital Programmable timer
- COM4P – 4" Weather Hoods (1 supply & 1 exhaust)
- FEL 4 – 4" 90° Elbow
- CG 4 – 4" Adjustable Grille

### Specifications

- Duct size – 4" (100mm)
- Voltage/Phase – 120/1
- Power rated – 48 W
- Amp – 0.4 A
- Average airflow – 56 cfm (27 L/s)  
@ 0.4" P<sub>s</sub> (100Pa)

### Motor

Two (2) factory-balanced motors with backward curved blades. Motors come with permanently lubricated sealed ball bearings guarantee long life and maintenance-free operation. Seven (7) year warranty. Steep fan curves requires no balancing of airflows.

### Core

Aluminum heat recovery core covered by a limited lifetime warranty. Core dimensions are 8.5" x 8.5" (216 x 216 mm) with a 8" (203 mm) depth. Our heat exchangers are designed and manufactured to withstand extreme temperature variations.

### Defrost

The automatic defrost cycle consists of a fan shutdown. When the supply air stream temperature goes below 23°F (-5°C), the supply motor shuts down while the exhaust motor continues to ventilate. Ambient air is passed through the unit for a period of 3 or 5 minutes. The supply motor will then re-start and run at the preset speed. This fan shutdown defrost cycle continues until the supply air stream rises above 23°F (-5°C).

### Serviceability

Core, filters, motors and drain pan can be easily accessed through latched door. Core conveniently slides out on our new easy glide core guides. 10" (250mm) of clearance is recommended for removal of core.

### Duct

4" (100mm) steel duct connections with rubber gasket for easy sealing.

### Case

24 gauge galvanized steel. Baked power-coated paint for a superior adhesion and resistance.

### Insulation

Cabinet is fully insulated with 1" (25 mm) high density expanded polystyrene.

### Filters

Two (2) washable electrostatic panel type air filters 8.5" (216mm) x 8" (203mm) x 0.125" (3mm).

### Controls

Unit is designed to operate continuously on a single speed. See FTD 7 under accessories or contact Tech Support for possible intermittent, line-voltage options

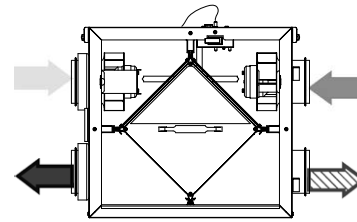
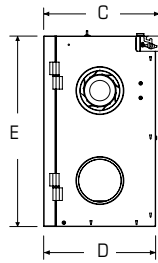
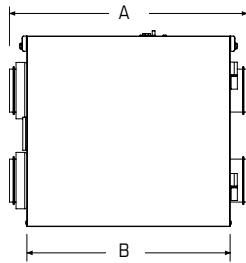
### Drain

1/2" (13mm) OD (outside diameter) drain spout provided, entire bottom of unit covered by drain pan.

### Warranty

Limited lifetime on aluminum core, 7 year on motors, and 5 year on parts.

## Dimensions & Airflow



fresh air to inside  
 fresh air from outside  
 stale air from inside  
 stale air to outside

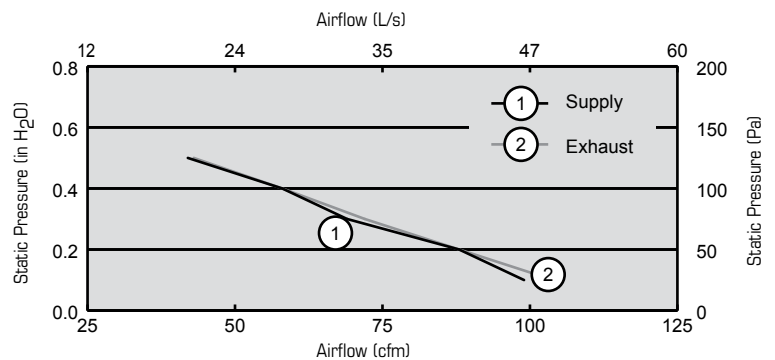
Model	A		B		C		D		E	
	in	mm	in	mm	in	mm	in	mm	in	mm

SH704 19 3/4 502 18 1/2 470 10 11/16 271 10 3/16 259 17 1/4 438

Dimensional information is in inches. Clearance of 10" (250mm) in front of the unit is recommended for removal of core. All units feature three foot plug-in power cord with 3-prong plug.

## Ventilation Performance

in. wg (Pa)	0.1 (25)	0.2 (50)	0.3 (75)	0.4 (100)	0.5 (125)
	cfm (L/s)	cfm (L/s)	cfm (L/s)	cfm (L/s)	cfm (L/s)
Net supply airflow	96 (45)	85 (40)	67 (32)	56 (26)	42 (20)
Gross supply airflow	99 (47)	88 (41)	69 (33)	58 (27)	44 (20)
Gross exhaust airflow	104 (49)	88 (41)	72 (34)	58 (28)	43 (20)



## Energy performance

Heating	Supply temperature		Net airflow		Consumed power	Sensible recovery efficiency	Apparent sensible effectiveness	Latent recovery/ moisture transfer
	°F	°C	cfm	L/s	W	%	%	-
	32	0	55	26	36	57	67	-
	32	0	67	32	40	55	63	-
	32	0	84	39	40	54	60	-
	13	-25	73	34	35	53	66	-

## Defrost Cycle Time

Temperature Range		Run/Defrost cycle
°F	°C	Minutes
23 to 14	-5 to -14	40/3
14 to 5	-10 to -15	30/5
5 and lower	-15 and lower	20/5

## Requirements and standards

- Complies with the UL 1812 requirements regulating the construction and installation of Heat Recovery Ventilators
- Complies with the CSA C22.2 no. 113 Standard applicable to ventilators
- Complies with the CSA F326 requirements regulating the installation of Heat Recovery Ventilators
- Technical data was obtained from published results of test relating to CSA C439 Standards
- HVI certified

## Contacts

Submitted by:	Date:
Quantity:      Model:	Project #:
Comments:	
Location:	
Architect:	
Engineer:	Contractor:

## Distributed by:

United States 10048 Industrial Blvd. • Lenexa, KS 66061 • 1.800.747.1762 • www.fantech.net

Canada 50 Kanalfakt Way • Bouctouche, NB E4S 3M5 • 1.800.565.3548 • www.fantech.net

Fantech, reserves the right to modify, at any time and without notice, any or all of its products' features, designs, components and specifications to maintain their technological leadership position.

