

App and remote for Infrasmart IP24

GB ... 2

DE ... 3

FR ... 4

ES ... 5

NL ... 6

FI ... 7

BLUETOOTH OPERATION

A free Bluetooth App is available to download for this heater for either your iPhone, iPad or Android device.

The FRICO INFRA APP will allow you to connect remotely to up to 8 heaters and control them independently. Control functions include:

- On/Off
- Variable heat output from 25% to 100%
- Timer with auto shut off
- Password connection to heaters
- Individual heater identification/renaming and control






To download, search for 'FRICO INFRA' in your App store or Google play store and add the heaters to your device.

RESET OPERATION

- Press the Reset button shortly, the power will be adjusted accordingly (Low, Middle , High, ON/OFF)
- Press the Reset button for at least 4 seconds, the heater will restore factory settings.

REMOTE CONTROL INSTRUCTION



Button	Graphic	Feature
Up Arrow		Up one heating level
Max		The Heater goes directly to the highest heating level.
Down Arrow		Down one heating level
On		To switch the Heater on: Press ON. The patio Heater has a soft start function of 33% power. 4 seconds after the Heater has been turned on, it will automatically switch to the last heating level used. In case of the first-time use, after 4 seconds the heater will automatically switch to 100% power.
Off		To switch the heater off: Press OFF. The heater will switch to standby mode(the receiver indicator will light up).

Notice

- Use 2 pieces AAA size 1.5V batteries in the remote control. Remove the battery when not in use for long time, thus the lifespan of remote control can be extended.
- Choose the same specification battery when replacing the battery inside, otherwise it may cause remote control not work ,thereby affect the normal use of the Heater.
- The Heater can be still used in normal except remote control function if the

remote control is missing or lost .Please contact service agent for further help if you need the function.

- The remote control function may be out of work if there is a barrier between the remote control and heater .
- Replacing the batteries duly so as not to affect the normal use of Heater and remote control.



Main office

Frico AB
Box 102
SE-433 22 Partille
Sweden

Tel: +46 31 336 86 00

mailbox@frico.se
www.frico.se

**For latest updated information and information
about your local contact: www.frico.se**

